


To the Dream. To the West. Oertha Forever.

The Guardian

The newsletter for the Principality of Oertha, Kingdom of the West

CONTENTS

Information for Upcoming Events

The Oerthan Calendar!

Event Report: Summer Coronet

and much, much more!

This is the Fall 2017 issue of The Guardian, a publication of the Principality of Oertha of the Society for Creative Anachronism, Inc. (SCA, Inc.). The Guardian is available from the Principality Chronicler. It is not a corporate publication of SCA, Inc. and does not delineate SCA, Inc. policies.

Copyright © 2017 Society for Creative Anachronism, Inc.

For information on reprinting photographs, articles, or artwork, please contact the Chronicler who will assist you in contacting the original creator of the piece. Please respect the legal rights of our contributors.

From the Prinz and Prinzessa...


As Our Principality prepares for the rigors of the impending winter cold, We take pride in the accomplishments of these past weeks. We have seen Champions stand tall before Her Highness as well as the Baronial Excellencies of Winter's Gate and Eskalya alike. True Champions who have proved themselves in both Rapier and Armored Combat, honorable and ready to carry the flame of their Baronies and Oertha in defense or onto the field of battle!

We were honored to have been able to see the Coronation of König Heinrich von Swartzenberg and Queen Annora Raines, Our Rightful King and Queen of the West! Oertha was in full splendor as we recognized Our newest Oerthan Viscount and Viscountess. Let that only be the next chapter in the Great Oerthan Saga. Purgatorio was so full of wonderful memories and long-lasting friendships were cultivated.

His Highness was recently able to spend time with friends, old and new alike, within the Barony of Eskalya and was able to be made to prove himself worthy of maintaining the field against the great battle-hardened fighters. Several new additions to the Barony were making preparation to take the field with the guidance of the Oerthan Chivalry. Well done!

We ask that you continue to adventure and challenge yourselves! You have risen to the task and taught classes from pottery, armouring, paternosters, leatherwork, and of course fighting in all styles to include period techniques in such a short time. Let this adventure continue and inspire us all. It is suggested that if you have seen actions worthy of

Continued on Page 2...



Words; continued from Front Page...


recognition let Us know. Please continue to keep Us informed of these great people and the actions they perform, so that We may recognize them appropriately. It is Our privilege and We do not take this task lightly so We ask for your endorsement for award recognition.

As the season changes, We will campaign south to warmer lands to support Our King and Queen against the Caid rebellion. We ask that you provide only the levy you wish without placing worried hardship upon yourself. What you provide is done in love, and recognized with kindness. Together we all maintain Oertha; and Oertha will always support the Kingdom of the West!

In Service to Oertha and the Crown of the West,

Duncan and Violet

Prinz and Prinzessa of Oertha



Michealmas

October 14, 2017
Barony of Winter's Gate

Come join the Barony of Winter's Gate for our annual Michaelmas Feast. This year we will be focusing on 16th Century Spain and the culinary wonders of that age. This is an event focused around the joys of period cooking, and all helpers of any skill level are encouraged to join in the fun of the kitchen. This is a teaching event, so if you have any interest in medieval cooking at all, please do not hesitate to come learn.

As well as all the activity in the kitchen, there will be several other opportunities for fun. For the children, there will be a beginning stitching class with lacing cards and then an activity making subtleties for the tables out of marzipan. While these activities are geared for the younger ages, children of ALL ages are welcome.

For older ages entertainment, there will be a games competition with three tracks. There will be a chess track, a cribbage track, and a backgammon track. There will be prizes for the folks with the most wins. People are welcome to play one track, two tracks, or even to play all three. There will also be a *Lagatera* (Spanish) Embroidery class open to all interested.

There are several competitions open to all. Her Excellency, Baroness Elena, has a whim for period hats and/or head-coverings. Baron Hans has a whim for "things found in the afterlife" in any version and medium. The A&S competition is for any sewn item. The A&S minister would very much like to see entries from both adults and youth, and

Continued on Page 3...

Michealmas; continued from Page 2...

will have two prize tracks accordingly.

Starters/1st Remove (on tables):

- Cocas (Spanish Flatbread)
- Olives
- Oranges
- Almonds
- Menya D'Àngels* (Sweetened Cheese)
- Clarea De Aqua* (Clarea from Water)

Entrees/2nd Remove:

- Potaje de Culantro Llamado Pimo* (Chicken pottage)
- Casola de Carn* (beef or lamb casserole)
- Podrida* (rice and blue cheese porridge)
- Potatage de Porrada* (leek pottage)

Desserts/3rd Remove:

- De Panades de Sucre fi* (Pastries of fine sugar)
- Higos ala Francesa* (French Figs)
- Pomada* (Apple Dish)
- Hot Chocolate (Mexican style)

Site Information: The Masonic Lodge on the corner of 11th Ave and Noble St, Fairbanks, AK.

As Noble St is currently under construction, the best way to get to the site is to turn onto Cushman, headed towards downtown, and then right onto 10th. The lodge will be on your right at the intersection of 10th and Noble.

Site will open at 10AM and will close at 10PM with an optional Bardic available to follow after site clean-up. Site is discreetly wet.

Site Fees: \$20 (member discount \$15) \$40 cap for families; ages 12 and under are free. Checks should be made to "SCA Inc - Winter's Gate".

Autocrat: Margery Garret (Michele Griffin).

Feastocrat: Lady Taylorc (India Brink).

Calendar

October

- October 13-15 October Crown
Kingdom of the West
- October 14-15 Michaelmas
Barony of Winters Gate
- October 28 Samhein
Barony of Eskalya

November

- November 4 Collegium
College of St. Boniface
- November 4 All Saint's Feast
Barony of Selviergard

December

- December 9 Yule
Barony of Eskalya
- December 10 CookieFest
Barony of Selviergard
- December 16 Yule
Barony of Winters Gate

January

- January 5-7 Twelfth Night
Kingdom of the West
- January 19-21 Winter Coronet
Principality of Oertha



Samhein

October 28, 2017
Barony of Eskalya

Let your colors shine!!! Come join us in Eskalya, for this year's Hogwarts Themed Samhein. Proudly display any of your Colors, whether it be Household, Baronial, Principality, or Kingdom.

There will be a Heavy and Rapier Captains Tourney to choose the Captain of the Guards

Contests: Your choice of Themed Colors. Tri Wizard Largess Tourney -- enter three items, two for Baronial Largess, one for the contest entrants to choose from, winner getting 1st pick and so on. Table settings -- over all appeal and best representation of colors. Banner -- a new banner displaying your colors -- documentation a plus. Garb -- new period garb displaying your colors -- documentation a plus, and for our Treasures: illuminated artwork (pages to be supplied).

Games include Quiddich, Wolf paw print Marauders Map, and Quiddich races.

So start your projects now and come display your colors proudly. We look forward to seeing everyone and the wonderful array of colors we can produce.

Site Information: First Congregational Church of Anchorage (2610 E Northern Lights Blvd, Anchorage, AK 99508).

Site opens at 11AM and closes at 9PM.

Site fees: \$15 Adults (non-members); member discount \$10 Adults; Children 5-16, \$5; under 5 free.


Autocrats: Syr Viresse' de Lighthaven and Sir Soren j'Alborgh



Viking

By Lord Colum

Magic fire in the sky strong winds wail
Wave splashing past grimacing figure head
Taut hawser holding strained soaked leather sail
I dream of a journey that lies ahead
Proud warrior, petty thief, rhyming Skald
Lover, father, brother, enemy, friend
Broken slave, bold Viking, I've done it all
Mapping explorer until travel's end
Glance past the stern remembers where I've been
X Marks the spot from where this Journey began
Scan over the prow to seek sign of land
The waters uncharted, the course laid in
Battle with the sea living on the edge
Laughing with Loki crossing Byfrost bridge



Oerthan Workshop

October 21, 2017

Sponsored by The Oerthan Mint

Goal: Pound out a few penny blanks for as many apprentices as possible. Create a punch as needed.


Provided: Work areas to make pellets and hammer them out. I have one propane torch and one MAPP torch. I have three hammers that can work. I have multiple pliers and gloves that fit me. At least one punch blank for those in attendance. I started with Harbor Freight's small letter set which had thirty six punches and I still have about thirty left. I have at least one flat (bastard) file and several sets of smaller files for making punches.

Needed: Pewter ingots or equivalent. We will probably need the small blue propane bottles (AIH is cheaper than Wal-Mart and very near my house). If you have a small propane torch it could help. Your favorite hammer if around 3# or more. Snacks and drinks. Oh, hammering might be loud, so ear plugs if you need them. Work gloves if you want them.

Where: Dun Gleann (Home) in the Barony of Selviergard.

Contact: Master Rodrigo de Reinosa.

Please contact Rodrigo for directions or more information.



Oerthan Officers Seeking Deputies or Successors

Stellanordica Herald
(Deputy / Successor)

Arts and Sciences
(Deputy / Successor)

Exchequer
(Deputy)

Rapier Marshal
(Successor)



Are you interested to learn more of the history of the Great Principality of Oertha? Do you have items from our past that you would like to share?

Join the Oertha History Guild Today!

The Oertha History Guild is for people endeavoring to recover and preserve the glorious history of our Principality and all its Branches.

<https://www.facebook.com/groups/OerthaHistory/>

Oerthan Arts and Sciences Competition

The Oerthan Art and Sciences Championship consists of a series of six competitions over the course of the Principality annual event calendar. This is to determine the individual with the foremost skill in the medieval Arts and Sciences.

Starting with Summer Coronet and Investiture, one competition will be scheduled each Coronet and one at each of four events within the Principality. Each competition will draw from one of six categories. This year's competitions are:

Domestic Arts and Sciences: Food in Dough
Fall Captaincy (Winter's Gate) 9/3/2017

Textile: Hats and Headcoverings
Samhain (Eskalya) 10/28/2017

Performing Arts: A Story of Courtly Love
Winter Coronet (Principality) 1/21/2018

**Technological: Jewelry/Neckwear (necklaces,
pendants, chains, collars)**
Fools Revel (Winter's Gate) 2018

Research Paper: Open Topic Research Presentation
TBD

Studio Art: Bound Books
Spring Offensive (Selviergard) 5/26/2018

To be eligible for the Championship, a competitor must enter a minimum of four of the six competitions. The competitor with the highest total of four scores will be named Champion. Principality. The winner is awarded a Lumen Borealis at the Summer Coronet and Investiture following the last competition, and styled the Oerthan Champion of Arts and Sciences.

From the Chronicler...

I would like to thank those that contributed articles for this edition of *The Guardian*. Thank you to Mistress Etain O'Rowarke for her thought-provoking article on how to determine a proper sword length, to *Maistir* Bran Mac Fynin for his two articles that inspired us to think more about our Pinterest board and Butter Beer, and lastly, but not least, to Lord Colum who graced us with his poetry to liven our day. Without your support this newsletter would be rather dull and your contributions are greatly appreciated.

The Guardian is the newsletter for the Principality of Oertha, and as such, I need your help in keeping it full of information, articles, and such. If you are an autocrat of an event please consider sending your event information to the Chroniclers (both the Principality and the local branches) so that others may have the opportunity to attend your event. If you have wisdom to share please consider using the newsletters to share your knowledge so that others can learn as well. The newsletters are only as good as the items submitted to it so take a moment to think about what you can contribute to this and other fine publications around our Principality.

The deadline for submissions for the Winter edition of *The Guardian* will be January 1st.

In Service,

Halfdan "Two Bears" Ozurrson
Principality Chronicler



Sword Length

By Donna Étaín O'Rowarke

You have decided to pick up the art of fence; you have all your gear except for your sword. Looking at all the available options, you see a wide variety of sword lengths, which do you choose? The biggest thing you will need to consider is what style of fighting you wish to do. Though most period fencing masters do not go into the length of the blade to use, there are a few who do. Three of the masters that do go into sword length are Girard Thibault d'Anvers, Ridolfo Capoferro, and George Silver. Each of these masters are also from three different schools of fence; Spanish, Italian, and English.

The Spanish master Girard Thibault d'Anvers in his book *Academie de l'Espee*, published in 1630, discusses how to size a sword. He says that there are occasions for short swords and some for long swords, but one should find something in between. To find the correct size, stand tall with feet together, then place the point of the sword between the feet and the quillons should come to exactly the navel. According to Thibault this should allow for a size to properly carry and unsheathe the sword and should be also able to defend against both long and short swords.

On the Italian side, Ridolfo Capoferro, in his book *The Art of Fencing*, published in 1610, gives tips on finding the proper size of sword. The sword needs to be long enough to defend oneself from a distance. He mentions the sword should be twice as long as the arm, but Capoferro also gives another way to measure the sword that is simpler. The fencer goes into an extended lunge, where the front of the knee should be in line with toes, next take the point of the sword and

put it next to the center of the foot. The pommel should come to just under the armpit. This is also the length between the feet of the extended lunge. This length also ends up being very similar to the measurements used by Thibault.

George Silver is an Englishman who despised the Italian school of fencing, he felt swords should be an object of war. His publication is called *Bref Instructions Upon my Paradoxes of Defence* published in 1599. Silver says to extend the left arm while holding your dagger upright, draw the right arm back with the elbow bent, you should be able to pass the tip of the sword behind the dagger. The sword should also have a guard that goes over the hand. This sword should be shorter than the Italian and Spanish swords.

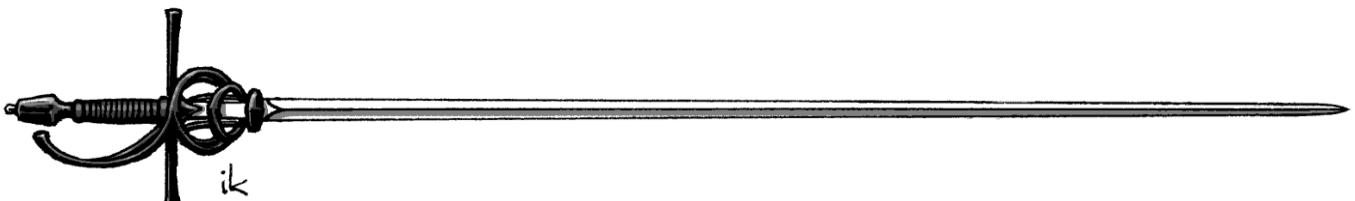
There are many manuals out there, but few discuss the length of the sword. These three manuals should give the fencer a good starting point on what length of blade should be used. There may be other manuals out there that also give suggestions. Each of these schools are a completely different train of thought with the English one maybe differing the most, but each has their advantages and disadvantages.

Resources

Hand, Stephen ; English Swordsmanship: The True Fight of George Silver, Vol. 1; Chivalry Bookshelf, 2006.

Thibault, Girard; Academy of the Sword; translation Greer, John; Chivalry Bookshelf, 2006

Capoferro, Riolfo; The Art and Practice of Fencing; translation Leoni, Tom; Freelance Academy Press, 2011



Rain and Shine; Coronet Well Attended

Event Report for the Principality of Oertha's Summer Coronet Tournament

The Principality of Oertha, Kingdom of the West—Populace members from all over the Principality came together to a secluded field in the Barony of Winter's Gate to witness the selection of the Prince and Princess of Oertha's heirs by right of combat. It was here that a weekend of combat, celebration, and renewed friendships accented the twice-yearly Principality event: Oertha's Summer Coronet and Investiture.

This year's Coronet was different from those in the past. Traditionally the winner of the Coronet Tournament and their inspiration would be crowned as Prince and Princess the next day. However, with the West Kingdom's Purgatorio Coronation being held in Oertha in late August, it was decided to simply have the elevation of the new heirs at the Kingdom event. The change of structure for this event allowed for many more fun things to take place that normally may not have happened due to the time constraints of normal Coronets and Investitures.

On Friday the site opened to all. There was excitement in the air as pavilions were set up and decorated with period furniture, colorful banners, and snacks set out for the occasional visitor. Everybody was ready to spend time with friends and family, to witness the Coronet Tournament, and to take part in the various activities scheduled throughout the weekend.

While the weather on Saturday morning was promising for the day; it was right before the opening court that the heavens opened and it rained heavily. However, this simple fact of Oerthan Summer did not deter those who sought to enjoy the event and attend opening court. The Prince and Princess invited all to gather close to attend the proceedings which was held in the largest pavilion found to accommodate all of the

people who wished to attend the Invocation ceremony that would start the event.

Words of welcome from Prince Søren and Princess Alienor and some general announcements were followed by the Invocation Court in which seven fighters presented themselves along with their consorts. It was these fighters that would take the field in hopes of attaining the Coronets of Oertha for the coming months. The fighters took the oath and were released to prepare for the tournament



Entrants into the Lists swear the Oath before the tournament at the Principality of Oertha's Summer Coronet Tournament. July 15, 2017. Photograph by Halfdan Ozursson.

The competition would follow the traditional format for the Principality—a double elimination tournament. The fighters took to the field of honor with their consorts witnessing their deeds on the sidelines. As the tournament progressed some fighters were eliminated from the lists and some moved forward into the tournament. All of the contestants fought well and with honor regardless of what their placing in the Tournament was. As is the intent with these types of tournaments, however, there can be only one victor. It came down to the final bout between Viscounts Fergus mac Thomais and Sir Duncan ap Llywellyn where the victor would be determined by the best two out of three fights. The first battle between these two

Continued on Page 9...

Coronet; continued from Page 8...

finalists saw Viscount Sir Duncan ap Llywellyn give a devastating blow to Viscount Fergus mac Thomais, thus winning the first fight. After a quick reset the second fight began in which Viscount Sir Duncan ap Llywellyn held the field and took the win of the Coronet Tournament.

In the ceremony directly after the Coronet Tournament Sir Duncan was recognized by the Prince and Princess and named Lord Borealis. Receiving the token from the Princess' hand; Sir Duncan crowned his inspiration, Viscountess Violet Tailyeaour, as Lady Borealis. The two would take up the Coronets of Oertha at Purgatorio Coronation in late August in Oertha. Three cheers were given to the heirs to the Lupine Thrones and there were many congratulations given to the couple.



Viscount Sir Duncan ap Llywellyn crowns his Lady, Viscountess Violet Tailyeaour, as Lady Borealis at the Principality of Oertha's Summer Coronet Tournament. July 15, 2017. Photograph by Halfdan Ozurrson.

After the Ceremony the field was opened to all those who wished to participate in the Rose's Tournament. For those unfamiliar with a Rose's Tournament; the winners of individual bouts have a single rose, usually bestowed by the Princess, delivered to a person of the winner's choice. The person who lost the bout is the person who delivers the rose--sometimes alongside a

flowery speech as to who won and their prowess and chivalry upon the field. This activity, adored by many, helped elevate the romantic part of chivalry for all—especially for the fighters and their consorts. The field, while mainly taken over by the heavy fighters had several Rapier fighters as well as they too took part in the Tournament.



The Rose's Tournament begins in full earnest at the Principality of Oertha's Coronet Tournament. July 15, 2017. Photograph by Yamano Yuki.

With the successful completion of the Rose's Tournament it was time for one-on-one training for any fighters who wished to do so. With plenty of Knights around there was ample opportunity to learn a new move or how to block a certain blow. Additionally, the Archery field was opened to allow training for those who were interested in being an Archery Marshal.

There was more for the populace to do than only watch the armored adults test themselves. The Spinning class by Baroness Ellisif a Reikiavik, aimed at the younger generation but certainly open to all, was a wonderful way for youth and adults interested in the art to learn how to spin fiber into yarn. As with many of Baroness Ellisif's classes; the youth were well occupied and excited about what they were doing for a long time with many wonderful works coming out of that class for all to see.

Continued on Page 10...

Coronet; continued from Page 9...

After the Rose's Tournament; Princess Alienor of Oertha decided to hold a tradition almost as old as the Principality itself. The Princess' Tea was well received as finger foods and fine companionship were in ample supply amongst the fairer of the sexes. The Tea lasted a good while with much discussion and laughter emanating from the pavilion.

A fair time after these various activities the evening Court of Prince Søren and Princess Alienor took place. It was here that awards were given and people recognized for their various works alongside some announcements and other items deemed of import for such a proceeding.

Baroness Ellisif took a moment of the Court's time to acknowledge the youth who took part in her spinning class. She called those who took part and offered kind and encouraging words to each youth and commented on their works while bringing them to attention of the Prince and Princess of Oertha. From there, Mistress Cynehild Cynesigesdohtor, the Principality Arts and Sciences Minister was called forward to announce the winner of the yearly Arts and Sciences competition. This year, Lord Camshron was once again recognized as the Lumen Borealis of the Principality for his amazing works in a variety of different fields of art. In following the arts and sciences theme: new Principality cloaks were presented to Their Highnesses by Baroness Elisheva bint Sitt al-Sirr, Viscountess Violet Tailyeaour, and Lady Elena Verch Rhys. The cloaks were impressive to behold and well received not only by the populace members but by Their Highnesses as well.

Court then changed themes from arts and sciences to recognizing the service of others. Viscountess Isabella Hawke was called forward to receive into her possession a beautiful scroll commemorating her Award of Arms that was delivered to Oertha from faraway lands. At the same time, Ryutarou Komori was bestowed an Award of Arms for his continual service to the Principality and the Kingdom as a whole.

Three of the Principalities Historians, those who document the events for future generations, were also recognized by the Prince and Princess of Oertha with favors. The Coronet's Favor was given to Baron Halfdan of Selviargard, Baron Khevron Oktavii Tikhikovich Vorotnikov, and Yamano Yuki-san for their works. While the historians were afraid that there would be nobody to document part of the court; several people stepped in and grabbed their cameras to continue preserving the history of the Principality of Oertha.

More awards were presented to several worthy individuals. Lord Hans Shaffer was presented the Diamond Willow for his service to the Principality. Additionally, Mistress Saphira the Navigator was bestowed the Oerthan Sword for her prowess on the field of battle. Lady Gisla Ćēðikollr, also known as Lady Cassandra of Winter's Gate, was acknowledged for her personal service to the Coronets with the Coronets Favor. The Boreal Fireweed, a new award crafted by the Prince and Princess of Oertha quite recently, was bestowed upon Baroness Cynehild of Eskalya for her teaching the various arts and sciences. Additionally, Lady Sylvia of Thrace, who gives so much to the bardic arts in Oertha, was acknowledged with the Snowy Owl. Additionally, Sir Duncan was given the Coronet's Favour for his service to the Prince and Princess of Oertha.

From there, it was time to go into the business aspect of court.

In the final part of this evening court the release of Braun and Cemper as the Baron and Baroness of Winter's Gate took place. In a beautiful ceremony, with their words spoken together, the baron and baroness were released with thanks from the Coronets of Oertha for their service. The populace of the Barony were then brought forward to witness the elevation of Hans and Elena as the newest Baron and Baroness of Winter's Gate.

Continued on Page 11...

Coronet; continued from Page 10...



Hans and Elena are made the new Baron and Baroness of Winter's Gate at the Principality of Oertha's Summer Coronet Tournament.

July 15, 2017. Photograph by Halfdan Ozurrson.

With three cheers and the royalty of the Kingdom and the Principality recognized, the end of the afternoon court led into other celebrations and activities.

After court; a celebration of love was held as Fearghus "Camshorn" MacGyllfynna and Fionnghuala held a hand-fasting ceremony in front of friends and family. Officiated by Lady Cempestra Sidda O'Breoniann, the two newlyweds exchanged loving vows in front of friends and family and celebrated with some new-fangled bubbly white wine for all in attendance.

After the hand fasting the celebrations of the day's event started with bardic and social gatherings quite popular amongst the populace members who decided to stay up late. Many toasts were given, many cheers were roused, and many songs sung with enthusiasm as Oerthans celebrated well into the night—and some into the morning as well.

With the sun warming the next day the archery field was once again set up. Archery, while not a common occurrence at Coronets is nonetheless quite a popular activity amongst the people of the Principality of Oertha. Many people took the opportunity to shoot with bow and crossbow in the Royal Rounds.

Nine archers scores were submitted to the Kingdom lists with names of Oerthans becoming more and more prominent in the Archery rolls. Additionally, there were several people who had the opportunity to try archery for the first time.



Archers take careful aim at the targets at the Principality of Oertha's Summer Coronet Tournament. July 16, 2017. Photograph by Halfdan Ozurrson.

All good things, however, must come to an end, and with the noonday sun high above the heads of the participants and long drives ahead for many, it was time to start closing the event down.

Towards the very end of the event there was a closing court in which the Prince and Princess had some final words and rewarded and recognized more individuals for their diverse works and efforts within the Principality.

Lord Hraði Kottr was called before Their Highnesses and admitted into the Order of the Diamond Willow for his various artistic works—most notably his scroll works and artistic designs of those scrolls given to others.

The winners of the Prince and Princess' Whim were called forward. His Highness' Whim for the event was Pouches and Her Highness' Whim was small woven items. Viscountess Isabella Hawke and Her Ladyship Kharakhan Saran were called forward and rewarded

Continued on Page 12...

Coronet; continued from Page 12...

and thanked for their winning entries in the competition.

The Princess' Riband was bestowed upon Baroness Clare Elena of Eskalya and Lady Angela of Eskalya for their works in helping Princess Alienor make her reign run smoothly.

Harkening to the days past in this great Principality; various guilds presented signed documents in support of the different guilds to the Prince and Princess of Oertha in hopes that Their Highnesses would consent to let the guilds continue to operate. The Prince and Princess, upon seeing so many signatures on a variety of documents, gave blessings that the guilds should continue their good works.



The Oerthan Guilds are granted permission to continue to operate by the Prince and Princess of Oertha. July 16, 2017. Photograph by Halfdan Ozurrson.

The Shield of Chivalry was also bestowed in this court. The Shield of Chivalry is presented by the Princess in her final court; both the award and the token is awarded to the fighter who has displayed outstanding chivalry both on and off the field during the Coronet tournament. This year, Lord Braun Sparrowhawk was recognized for his virtue and skill upon the battlefield.

With his impending ascension to the Lupine Thrones, Viscount Sir Duncan ap Llywellyn temporarily stepped

down from his position as Oerthan Marshal and the axe and position was given to Viscount Nathan Hartman to hold onto for the coming six months. After this bit of court business, the information for the upcoming Purgatorio was given by Cynnehild, the Autocrat for the event. She welcomed one and all to attend the Kingdom-level event in August with more information given on the upcoming event.


Last, but not least, Mistress Anna di Caterina Neri was awarded with the Coronet's Favor for her unfailing service unto the Prince and Princess of Oertha.

The court ended with three cheers to the Prince and Princess of Oertha as well as the King and Queen of the Kingdom of the West.

As travelers prepared to head back to their own homes, memories of an exciting and warm weekend fresh in their heads and, as luck would have it, pavilions were dry and ready to pack up. People said their farewells to each the other and headed home.

Our Coronets and Investitures are a way for all members of the Principality of Oertha, from near and far, to come together and renew friendships and celebrate The Dream together as a cohesive group. Far too often, because of the distances between the groups, we are relegated to celebrating the Current Middle Ages in our own Baronies and Shires. This year's Summer Coronet was a great example of the love and friendship of all of the members of the Principality for each other.

The Selviergard Associated Press



Pinterest for the Researcher

Maistir Bran Mac Fynin

Disclaimer: My focus is historical costuming, and I research most periods, not just pre-1600....and there are a lot more post 1680s extant pieces in museums. But I will try to keep this as general as I can. Hopefully these hints help!

Many people say to stay away from using Pinterest as a resource for your research. Obviously, since I'm writing an article on it, I feel somewhat differently; it /can/ be used as a useful source of information...if utilized correctly. So I composed this batch of advice, which should help keep you from the dreaded Pinterest – Tumblr loop. However, it basically boils down to...:

Garbage in, Garbage out

Pinterest takes suggestions of what to show you from what you pin...including sites/types of sites, keywords, etc. What this means is that if you pin random things without accurate notations, your feed will tend towards that. On the other side, if you—as I suggest—stick with pinning from reputable sources (generally museums, and libraries for manuscripts), that is what your feed will primarily be...and is what you want, since you can use these sources for documentation without getting a hairy eyeball. Most of the time, I won't pin unless I see it's from a .edu or .gov site (or similar for other countries). Sadly, this means you should probably attempt not to pin shiny reproduction items. It can mess up the algorithms, since you are trying to keep your feed filled with reputable sites. However, if you feel you must gather other people's work for inspiration—and I can understand the desire to do so--, make sure it goes back to the original maker (who hopefully provided documentation). Unfortunately for those who tend to work with earlier period items, Pinterest can be scant on information, simply because there isn't as much material data out there, so you may have to work off of tertiary sources composed of other people's work more often.

Dedicate your Pinterest

Unfortunately, Pinterest doesn't yet have the option for multiple accounts, so if you want to get the most out of it, you need to practice discipline in not pinning items which don't have reputable sources and information. Obviously, this works best if you are just now opening the account so you don't have old stuff potentially messing it up, but algorithm tends to give the most attention to the most recent pins, so hope is not lost. Along with practicing discipline in what you pin, make sure you include citations in the captions; if you are pinning something from a manuscript, include the MS number and location of the book; if an extant piece, include the date of the piece, what the piece is called in general (the correct name, preferably, although this can be tricky), and the museum at which it resides. For paintings, have the date painted and origin, the painter, and hopefully the museum in which it resides.

Another technique which helps up the average quality of what you see is to Seed your Feed; find a good source of something you are interested in, and pin a bunch from there, with correct information (see Using Citations, above). This gives the algorithms something to work with. This technique can lead to a bit of a vicious cycle, since if you pin a bunch of something, that's going to what is primarily in your feed for a while, which means it feeds off of itself. Not a bad thing, but if you have many periods or topics of interest, make sure to spread your pins out a bit.

Some Auxiliary Tools and Techniques

When you are doing Pinterest based research, I've found that using Firefox browser seems to work best, if you get yourself a couple of addons right off. The

Continued on Page 14...

Pinterest; continued from Page 13...

Pinterest share button, is more or less a given so that you can share new images....but you also need to be able to do reverse image searches easily. I use Search by Image (by Google), but I believe there are others out there as well. Chrome and other browsers may also have similar addons as well now, and I doubt it matter which one you use.

Use reverse image searches with keywords to find images which are (probably) reputable, but not linked to the original source, or don't give the needed info. It's pretty simple...just right click and select search by image. Usually, the search box will give a couple of terms which it thinks is related...much of the time, these aren't much help. I usually replace these with museum, or manuscript/illumination to start, then get more detailed as I find hints as to the source. In addition, make use of Boolean searches....the one I use the most is –Pinterest.com. This helps keep you from ending up back where you started. However, sometimes an individual pin of the image can have hints to help narrow your search.

Use Specific Terms

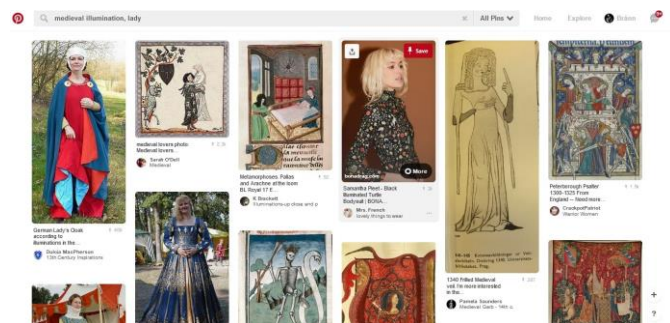


Image 1. Pinterest search for “medieval illumination lady.”

When you search in Pinterest, use a string of specific terms to help keep modern stuff out—I usually include the decade as well as what exactly I’m after; instead of searching for Medieval illumination, Lady, I went far more specific (too specific, when I first tried to narrow

it down to decade) with 14th century, illumination, Italian, lady (figure 2). In the first search (figure 1), you can see that while it wasn't too bad, it was a bit out of focus with results from multiple periods; in figure 2, you can see that there aren't any modern results, and all the images are from 14th century manuscripts, even if not all Italian in origin. If that doesn't give you any results—and it has happened to me!—take a term off. If you end up with too many non-applicable things, tighten up the search terms even more. Then shift your search; move it up or down by a decade, use a synonym for your target term, things like that to broaden it while remaining specific.

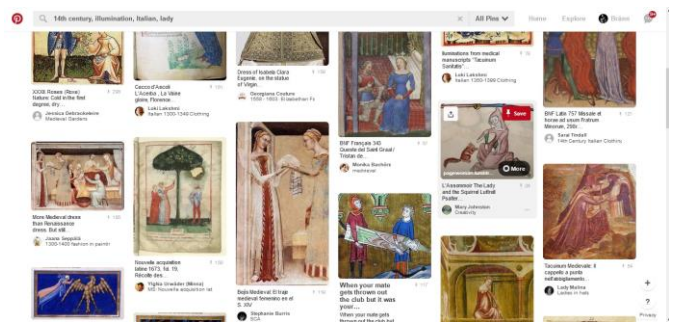


Image 2. Pinterest search for “14th century illumination Italian lady.” Note the different results.

Organize, organize, organize!

Hate to say it, but the more organized and specific your personal boards, the better the information you end up with, since it gives the site more useable keywords. When I sorted my clothing finds by Decade and Gender, I started getting much better results just coming up in my feed. So spend an afternoon with a pot of tea and good music, and go to town on re-sorting everything. DO use project boards when you have something specific in mind! They can be an invaluable way to organize pictorial resources when you are in the Research and Development stages of a new project.





Archers prepare at the Shire of Hrafnafjordr's All Thing. August 9, 2017.
Photograph by Yamano Yuki.



Court held at the Barony of Winter's Gate Captaincy.
September 3, 2017. Photograph submitted by Khevron.



Fighters combat each other at the Barony of Eskalya's
Baroness' Champion Tournament. September 9, 2017.
Photograph by Aly of Selviargard.



Rapier combatants at the Barony of Selviargard's Warlord's Tournament.
August 12, 2017. Photograph by Halfdan Ozursson.

Since Summer Coronet in July a lot has happened in our Principality. Here are photographs from but a few of these events and activities that we participated in. Special thanks to the Oerthan History Guild and their members as well as independent photographers for preserving these fascinating memories.

Dun Gleanne Brewery's Butterbeer Recipe

Maistir Bran Mac Fynin

What could be better for a miserable day than buttered beer? This is not the low alcohol stuff from the Harry Potter books, but based on a recipe (modified by my taste) from 16th century England--it's rich, thick, and warms the body and soul. Not to mention clogs your arteries...

I am happy to announce that I finally found the PERIOD recipe for buttered beere that this was based on. I finally tracked down a reference to a couple of recipes from 1665, and thence to 1594/97. The first is from *The Good Huswifes Handmaide for the Kitchin*, the second *The Accomplisht Cook* by Robert May. I will share the recipes here, along with a redaction or two.

The Good Huswifes Recipe:

To make Buttered Beere.

Take three pintes of Beere, put fiue yolkes of Egges to it, straine them together, and set it in a pewter pot to the fyre, and put to it halfe a pound of Sugar, one penniworth of Nutmegs beaten, one penniworth of Cloues beaten, and a halfepenniworth of Ginger beaten, and when it is all in, take another pewter pot and brewe them together, and set it to the fire againe, and when it is reddie to boyle, take it from the fire, and put a dish of sweet butter into it, and brewe them together out of one pot into an other.

Simple, right? She even gives you the amounts needed....except we aren't talking about the same measurements. We are talking about pre-imperial pints...based on ale gallons, to be specific. As near as I can tell, an ale gallon pre-1700 was the equivalent of 1.22 US gallons (or 282 cubic inches). A pint was 1/8th gallon.

The butter was far more complicated to find the

measurement of, and I just now (8-6-16) think I figured it out. I found a couple of extant butter dishes in the Boijmans Collection. Both dishes were approximately 18cm in diameter; I also found a painting from 1615 in the same collection depicting how the butter was actually on it. While butter dishes do vary in size, I feel this measure works fine.

Taking the measurements and proportions of the butter dish in the painting to the extant examples, and regularizing the gob of butter into a truncated cone, I calculated the volume of the butter--approximately 209.85 cubic centimeters. Or a touch over 14 tablespoons.

To Make Buttered Beere: (In modern, US measurements)

60.75 oz/7.59 cups dark beer. English mild is perfect, and there are more notes at the bottom of the article.

5 egg yolks (medium size eggs)*

8.2oz, by weight sugar. Rather than white, I suggest a raw sugar (I did a little more research, and ended with deciding on the "London" pound, which is 466.6 grams)

1.56 grams each of ground or broken nutmeg and cloves

0.78 gram of ginger, ground or broken

14.19 tbsps unsalted butter (or partly salted, if you prefer. I do).

The directions seem to say: Mix the beer and egg yolks and place on the heat source (on low I presume!), add in the sugar and spices. Mix

Continued on Page 17...

Butterbeer; continued from Page 16...

violently to combine (brew = pour into another pot?), and heat almost to boiling. Add in the butter, and mix until it melts and there is froth.

*Eggs, and egg size. While apparently the sizes of period eggs weren't all that different from our Medium and Large (not extra large!) eggs, from the Florilegium article on eggs, anyone who has had farm fresh eggs knows that there is a noticeable difference in flavour.

The Accomplisht Cook

Buttered Beer.

Take beer or ale and boil it, then scum it, and put to it some liquorish and anniseeds, boil them well together; then have in a clean flaggon or quart pot some yolks of eggs well beaten with some of the foresaid beer, and some good butter; strain your butter'd beer, put it in the flaggon, and brew it with the butter and eggs.

Buttered Beer or Ale otherways.

Boil beer or ale and scum it, then have six eggs, whites and all, and beat them in a flaggon or quart pot with the shells, some butter, sugar, and nutmeg, put them together, and being well brewed, drink it when you go to bed.

Otherways.

Take three pints of beer or ale, put five yolks of eggs to it, strain them together, and set it in a pewter pot to the fire, put to it half a pound of sugar, a penniworth of beaten nutmeg, as much beaten cloves, half an ounce of beaten ginger, and bread it.

These, I will leave here, as they will require experimenting before I can post a recipe.

My Recipe (which is much less healthy than the

original, and makes a single serving)

12 oz ale*.

4-6 oz apple juice

1 egg yolk (large/extra large)

3.5 tablespoons sugar, or to taste. I use some brown sugar.

1/2 tsp or so of Mulling spices.

2 tablespoons butter. I prefer salted.

Heat the apple juice in a saucepan and allow to simmer with the spices for at least 10 minutes. Meanwhile, thoroughly mix the sugar and egg yolks. After the spices have steeped for long enough, pour in the ale, then slowly mix in the egg/sugar paste. Once warm, stir in the butter. Serve when it is hot, and butter melted. Be careful to not heat it to even a slight simmer, or the eggs will break--it won't change the flavour but it'll look funny (although whipping it afterwards does help some).

If you want, you could add something to make it even more warming--brandy would probably be my choice, although for something less traditional butterscotch schnapps would be fantastic.

* Malty--or at most, balanced ales are typically suggested to make this recipe. Experiment, and comment with suggestions (or ones which are nasty). Old fashioned English ales work nicely, as would most styles which are not heavily hopped, although more bitter (traditional) styles haven't given me flavour issues. Likewise Belgian style also work well. I typically don't recommend high alcohol beers for it, as the alcohol aroma becomes prominent with heat.

....I wonder how the sahti, or rauchebier would work...?

Regnum

ROYALTY



King and Queen of the West
Heinrich and Annora
crown@westkingdom.org



Prince and Princess of Oertha
Duncan and Violet
royals@oertha.westkingdom.org

BARONAGES



Eskalya
Clare Elena and Cynehild
baron.and.baroness@eskalya.org



Winter's Gate
Hans and Elena
wgbaroness@gmail.com



Selviergard
Halfdan
selviergard@westkingdom.org

*Long live the King and Queen of the West!
Long Live the Prince and Princess of Oertha!*



OFFICERS



Seneschal
Anna di Caterina Neri
seneschal@oertha.westkingdom.org



Minister of Arts and Sciences
Elena Verch Rhys
arts&sciences@oertha.westkingdom.org



Chronicler
Halfdan "Two Bears" Ozurrson
chronicler@oertha.westkingdom.org



Constable
Ceara der Alcan
constable@oertha.westkingdom.org



Exchequer
Lila aet Sceaphylle
exchequer@oertha.westkingdom.org



Stellanordica Herald
Rodrigo de Reinosa
herald@oertha.westkingdom.org



Knight Marshal
Nathan Hartman
marshal@oertha.westkingdom.org



Chatelaine
Elisheva bint Sitt al-Sirr
chatelaine@oertha.westkingdom.org



Rapier Marshal
Étaín O'Rowarke
rapier@oertha.westkingdom.org



Archery Marshal
Elisa von Sophey
marshal@oertha.westkingdom.org



Web Minister
Rodrigo de Reinosa
webminister@oertha.westkingdom.org